

Introductions

www.education.smarttech.com

SMART
Technologies

introductions

General Trouble-shooting/Questions

www.education.smarttech.com

SMART
Technologies

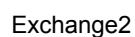
trouble-shooting

General Trouble-shooting/Questions

www.education.smarttech.com

SMART
Technologies

trouble-shooting



New products

Capture images and videos directly into Notebook™ collaborative learning software, without digitizing lessons in advance.

- Intuitive control panel
- Rotating head
- Removable tablet stage
- High-resolution video camera
- Optical and digital zoom
- Automatic focus and brightness control



new products

Notebook 10

To be released this week

- Will have to register a SMART product in order to get a product key - to be used with all of the district computers.
- That product key can be used over and over within the district.
- Will have to uninstall Notebook 9.7 before installing 10
- You do not have to uninstall the Gallery.
- Will not be sending out patches anymore. Updates will be twice a year, in the summer and in November.



Notebook 10

Notebook 10

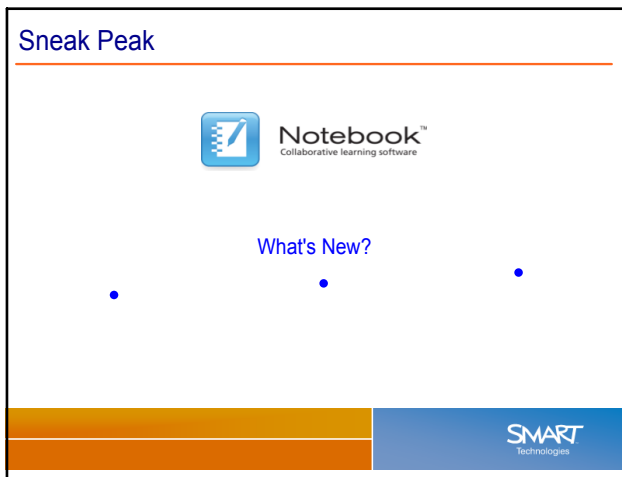
To be released this week

- Customizable changes to the system admin install.
- Consider imaging computers this summer - in July, after Notebook 10 service pack 1 is released
- Attend a Notebook 10 session at SSC on
- If teachers download Notebook 10 at home but work on 9.7 at school, understand that Notebook 10 files will not be viewable at school



May 7

Notebook 10



Notebook v10

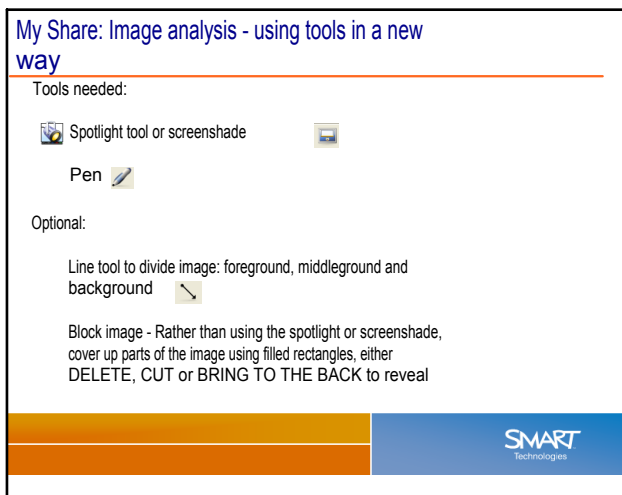



Image analysis




Feb 1-4:51 PM



Feb 1-4:51 PM



Feb 1-4:51 PM



Feb 1-4:51 PM

<http://www.ambientdesign.com/artrage.html>



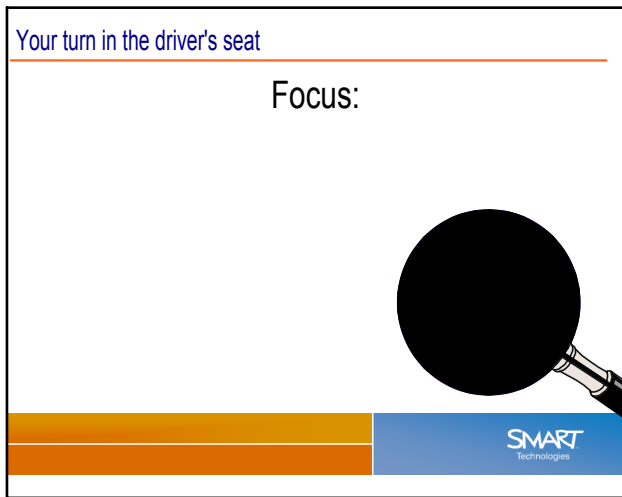
Using the web - Please see attachment tab



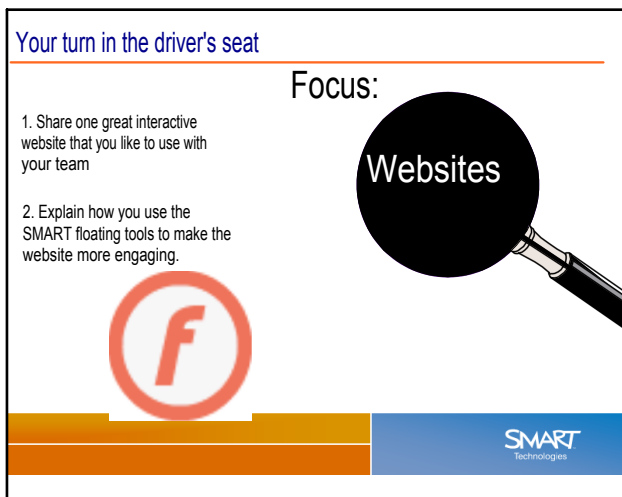
Foreign language keyboard tutorial



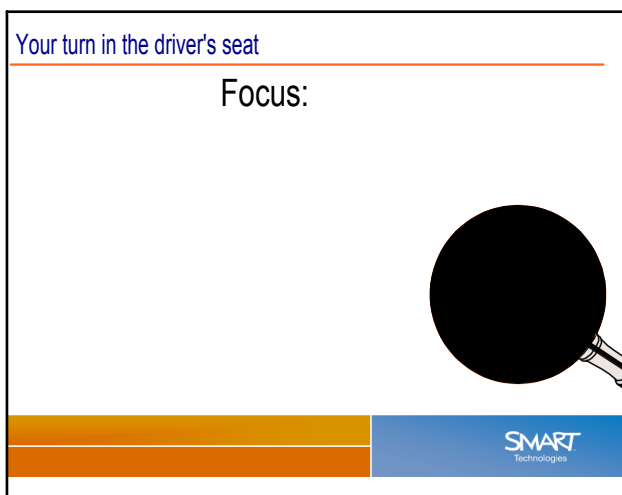
7



websites share

[illegible]

websites

[illegible]




Your turn

[illegible]

Your turn in the driver's seat

Focus:

1. Talk to the people on your team
2. On the SMART Board demonstrate how you use a SMART tool in a specific and purposeful way.





Your turn

[illegible]

Your turn in the driver's seat

Focus:





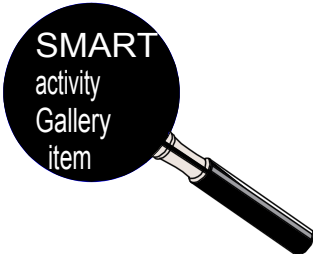
Your turn

[illegible]

Your turn in the driver's seat

Focus:

1. With your group, share an activity that you brought or demonstrate a resource from the Gallery that use in a unique way.



Your turn

[illegible]

Your turn

[illegible]

Your turn

[illegible]

Your turn

[illegible]

[illegible]

Your turn

[illegible]

Your turn

[illegible]

Your turn

SMART Spanish Internet Resources.doc

SMART Social Studies Internet Resources0507.dot

SMART Math Internet Resources 0308.doc

SMART Science Internet Resources 0308.doc

Foreign Language Keyboard.notebook